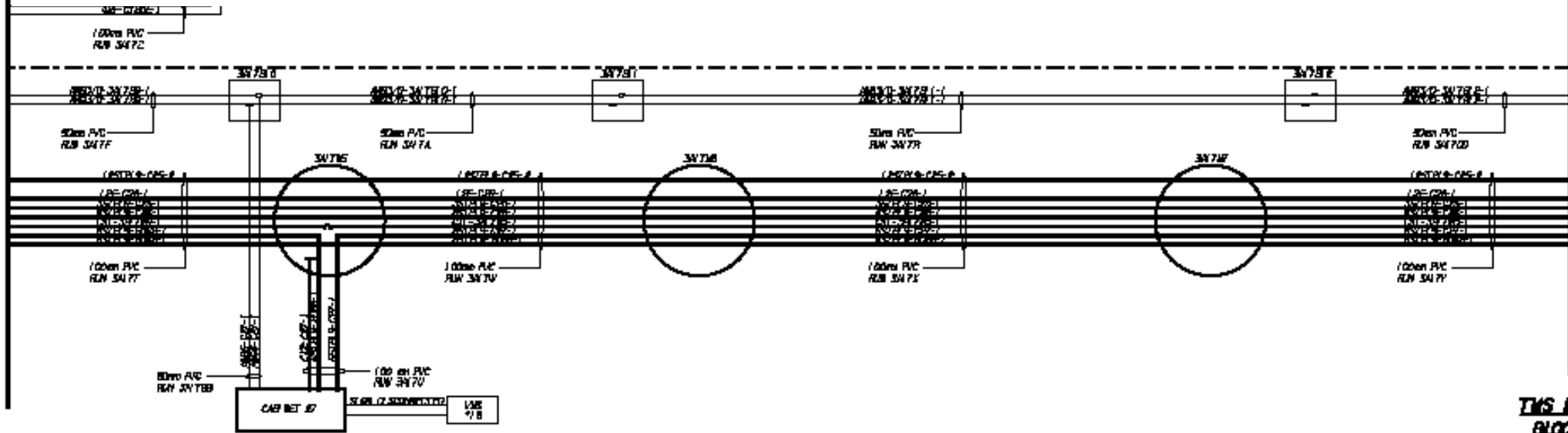
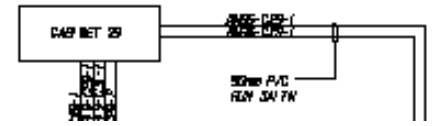


David Smallwood

Virginia Department of Transportation

MATCH LINE, SEE SHEET 3A163

MATCH LINE, SEE SHEET 3A163



**TMS MODIFICATION
BLOCK DIAGRAM**

DESIGNED BY
DINO OPERATOR
DRAWN BY

MATCH LINE, SEE SHEET 37A10



MATCH LINE, SEE SHEET 37A10

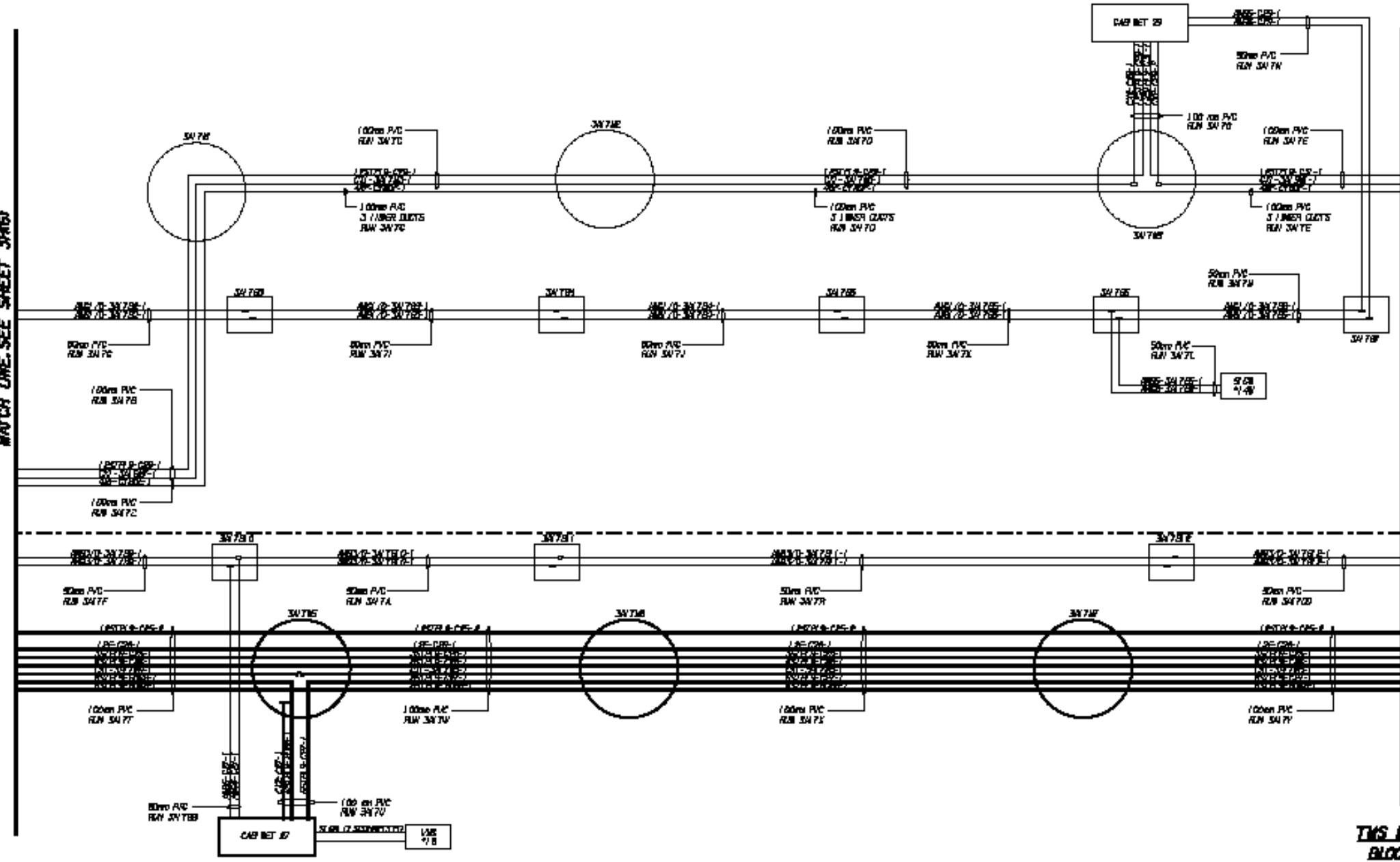
PLAN 37A10



**TMS MODIFICATION
BLOCK DIAGRAM**

MATCH LINE, SEE SHEET 3A76

MATCH LINE, SEE SHEET 3A78

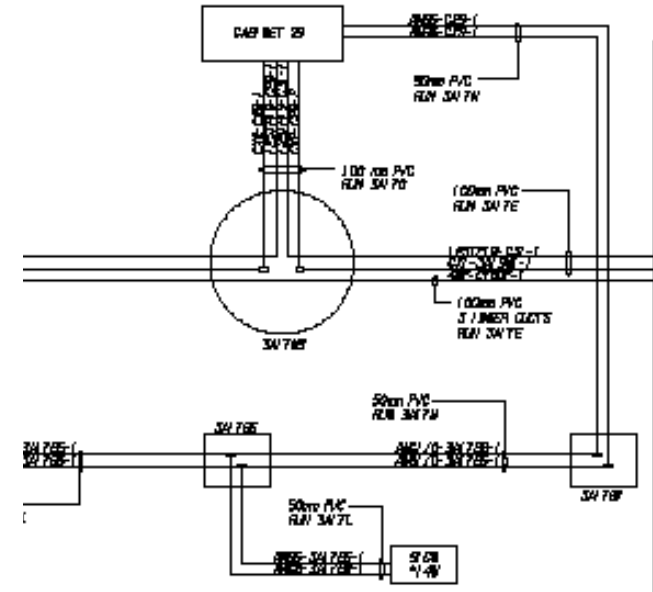
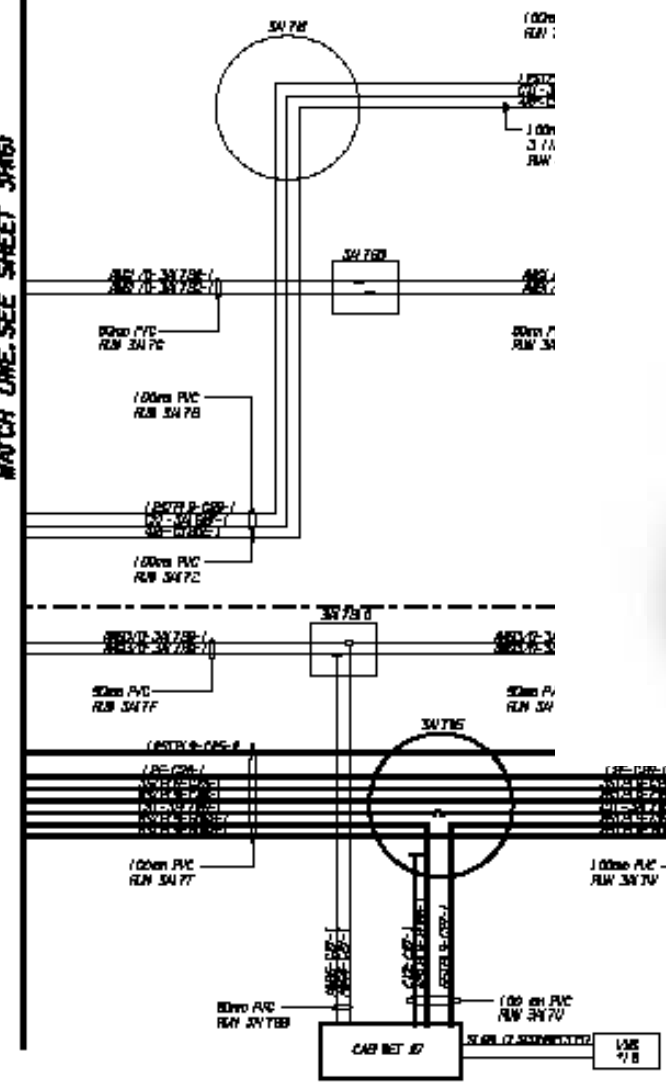


**TMS MODIFICATION
BLOCK DIAGRAM**


DATE: 11/11/77
BY: J. J. [unclear]




MATCH LINE, SEE SHEET 3A163



MATCH LINE, SEE SHEET 3A163



**TMS MODIFICATION
BLOCK DIAGRAM**



MATCH LINE, SEE SHEET 3478D

**THIS MODIFICATION
BLOCK DIAGRAM**

DESIGNED BY
DUDLEY GARDNER
REVISED BY

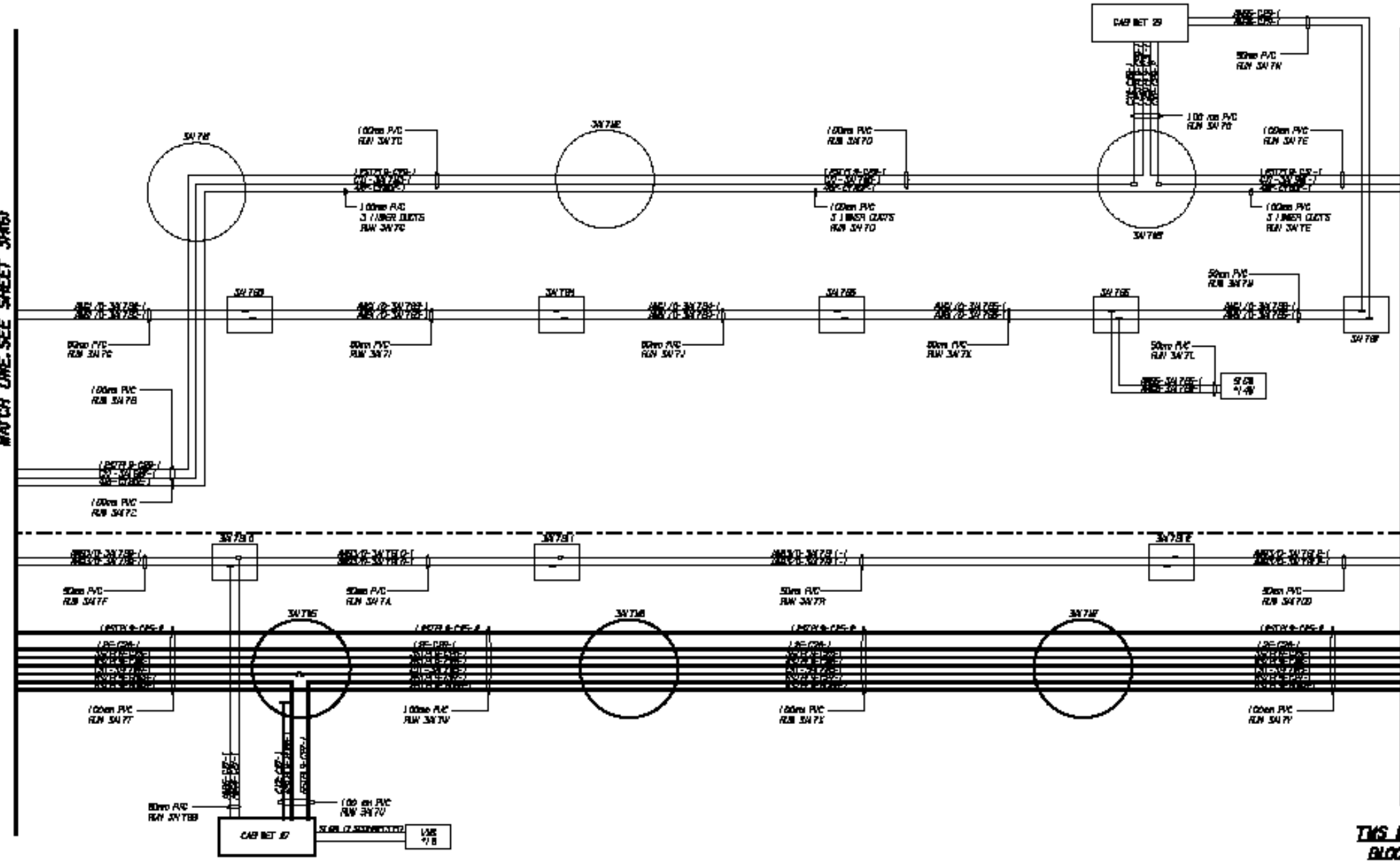


7 H2LW

**TMS MODIFICATION
BLOCK DIAGRAM**

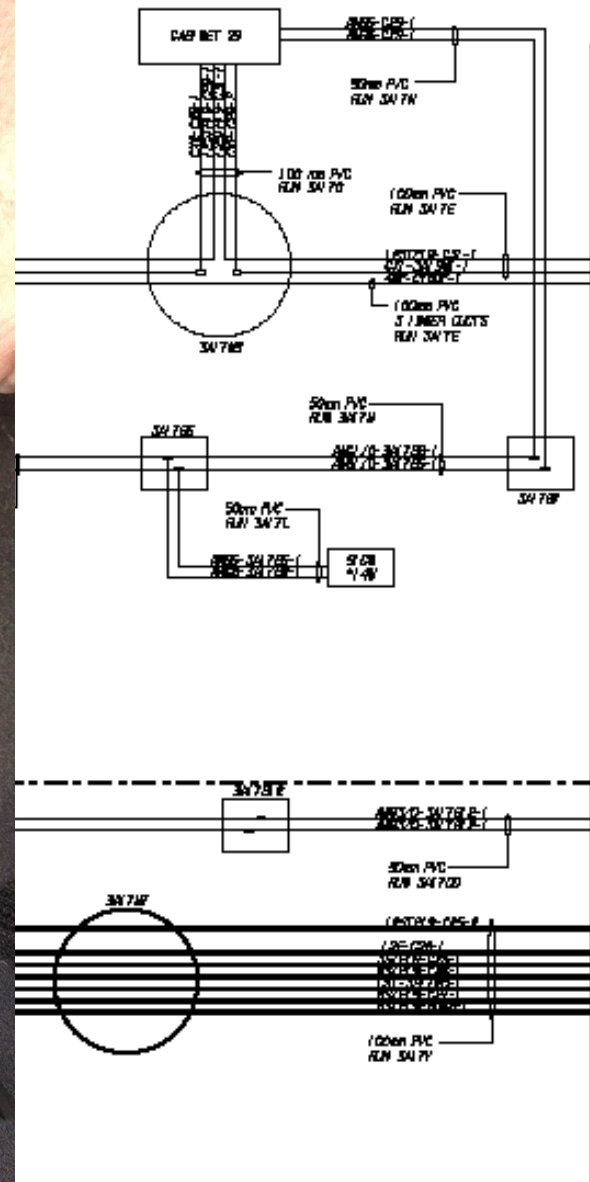
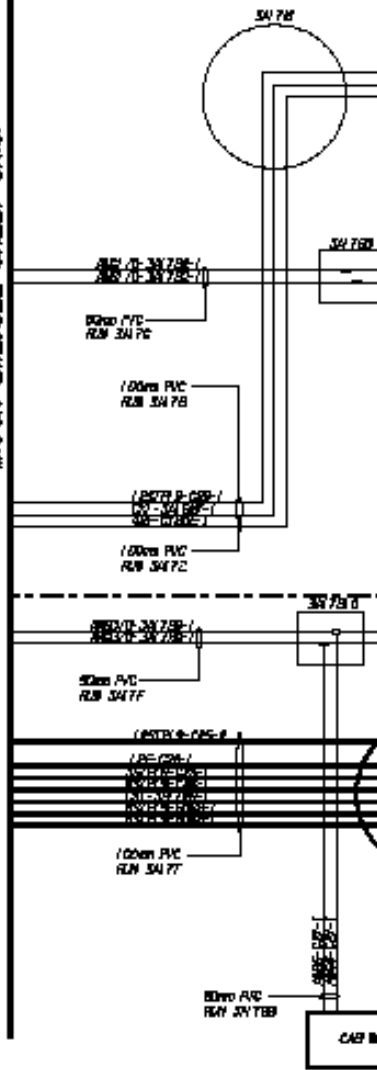
MATCH LINE, SEE SHEET 3A76

MATCH LINE, SEE SHEET 3A78



**TMS MODIFICATION
BLOCK DIAGRAM**

MATCH LINE, SEE SHEET 3A16



MATCH LINE, SEE SHEET 3A18

**TMS MODIFICATION
BLOCK DIAGRAM**

DESIGNED BY:
DRAWN BY:
CHECKED BY:



MATCH LINE, SEE SHEET 3418D

AS MODIFICATION
BLOCK DIAGRAM



EX 4200 Series 24SFP

0 1 2 3 4 5 6 7 8 9 10 11 12 13 14 15 16 17 18 19 20 21 22 23

E117
Moxa EtherDevice Switch
PWR1
PWR2
FAULT
MSTR/HEAD
CPLR/TAIL

DC OK
+V +V -V -V
MW MEAN WELL DR-75-24
INPUT: 100-240VAC 2.0A 50/60Hz
PWR1
PWR2
RDY
P1
P2
Moxa

Industrial Phone Modem
CD
TR
RD
TD
Power
Phone Line

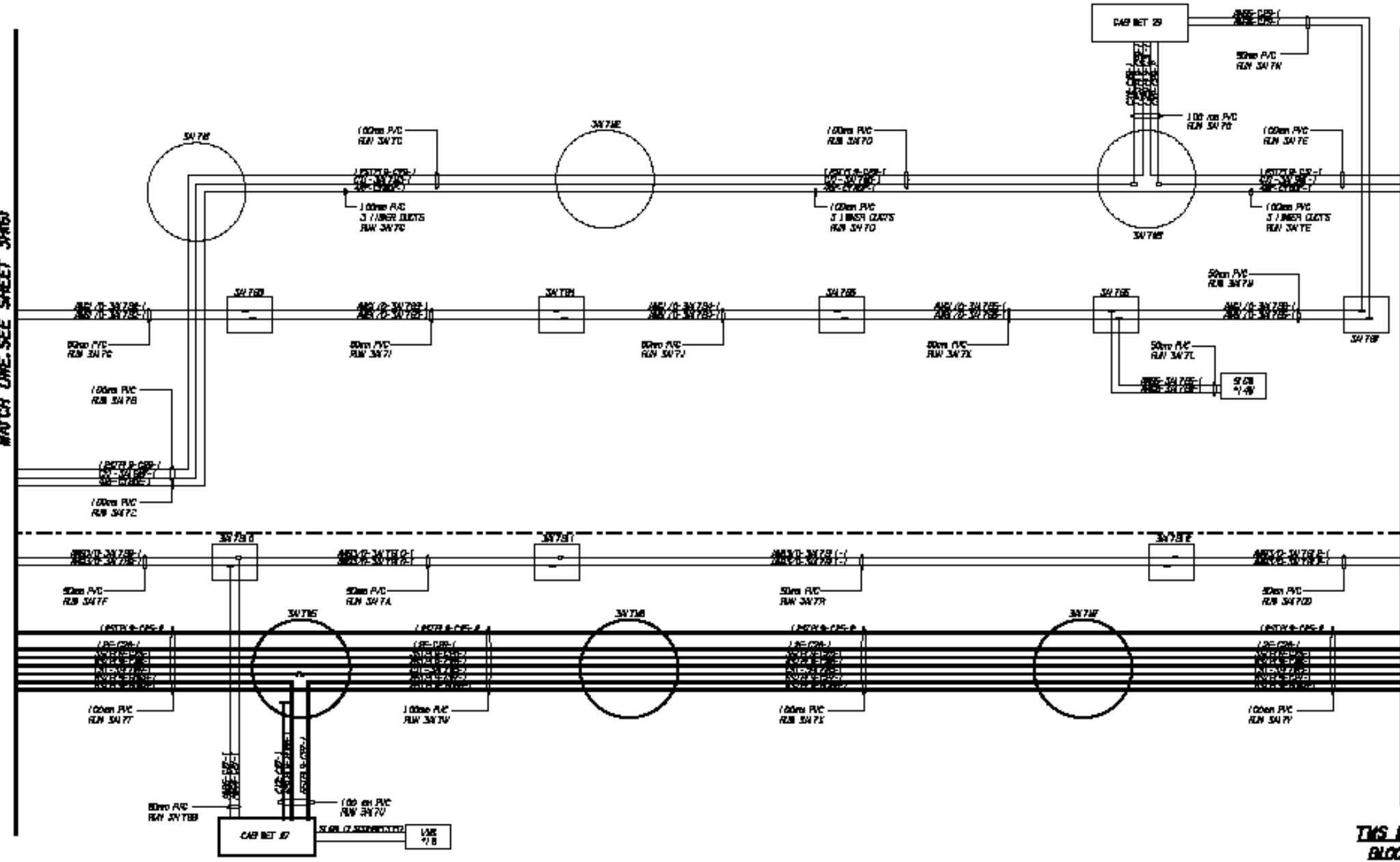
CHAIN 1

16

3

MATCH LINE, SEE SHEET 3A76

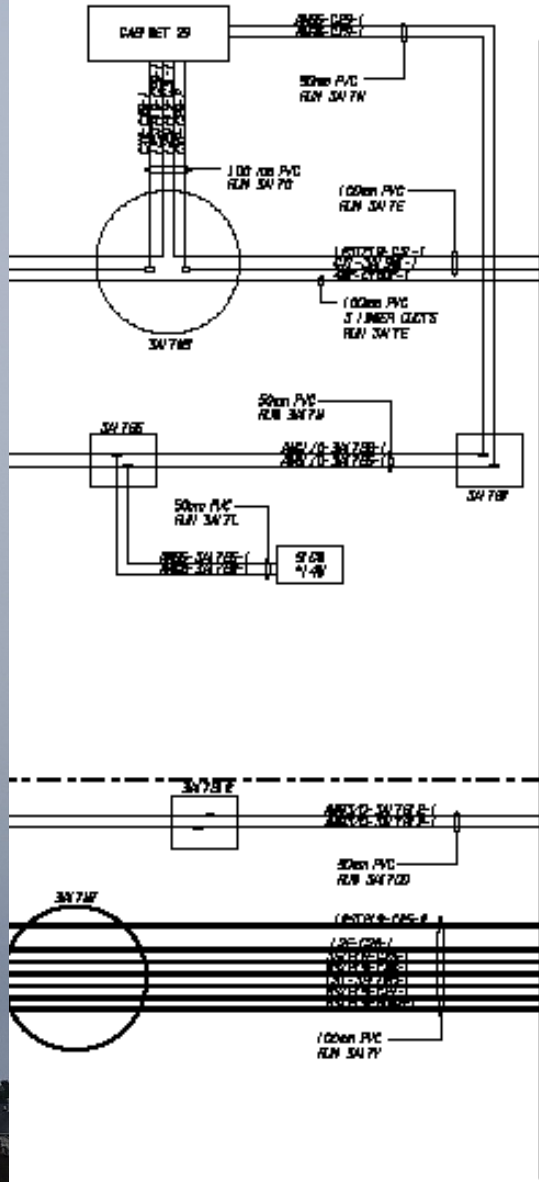
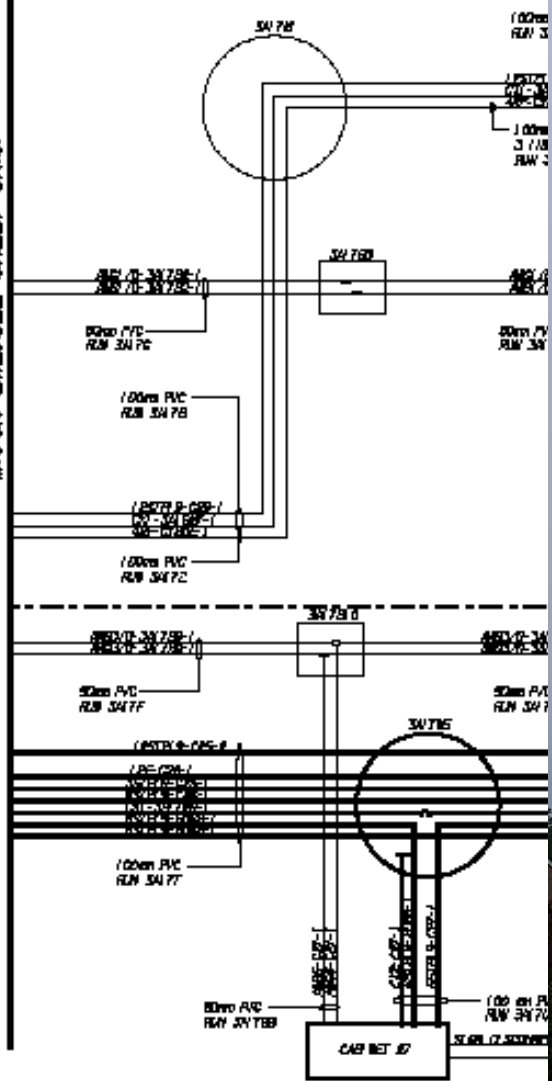
MATCH LINE, SEE SHEET 3A78



**TMS MODIFICATION
BLOCK DIAGRAM**

DESIGNED BY:
DRAWN BY:
CHECKED BY:

MATCH LINE, SEE SHEET 3A163



MATCH LINE, SEE SHEET 3A163

**TMS MODIFICATION
BLOCK DIAGRAM**

DESIGNED BY: _____
DRAWN BY: _____
CHECKED BY: _____

MATCH LINE SEE SHEET 30461



1. ANTENNA
2. ANTENNA
3. ANTENNA
4. ANTENNA
5. ANTENNA
6. ANTENNA
7. ANTENNA
8. ANTENNA
9. ANTENNA
10. ANTENNA
11. ANTENNA
12. ANTENNA
13. ANTENNA
14. ANTENNA
15. ANTENNA
16. ANTENNA
17. ANTENNA
18. ANTENNA
19. ANTENNA
20. ANTENNA
21. ANTENNA
22. ANTENNA
23. ANTENNA
24. ANTENNA
25. ANTENNA
26. ANTENNA
27. ANTENNA
28. ANTENNA
29. ANTENNA
30. ANTENNA
31. ANTENNA
32. ANTENNA
33. ANTENNA
34. ANTENNA
35. ANTENNA
36. ANTENNA
37. ANTENNA
38. ANTENNA
39. ANTENNA
40. ANTENNA
41. ANTENNA
42. ANTENNA
43. ANTENNA
44. ANTENNA
45. ANTENNA
46. ANTENNA
47. ANTENNA
48. ANTENNA
49. ANTENNA
50. ANTENNA
51. ANTENNA
52. ANTENNA
53. ANTENNA
54. ANTENNA
55. ANTENNA
56. ANTENNA
57. ANTENNA
58. ANTENNA
59. ANTENNA
60. ANTENNA
61. ANTENNA
62. ANTENNA
63. ANTENNA
64. ANTENNA
65. ANTENNA
66. ANTENNA
67. ANTENNA
68. ANTENNA
69. ANTENNA
70. ANTENNA
71. ANTENNA
72. ANTENNA
73. ANTENNA
74. ANTENNA
75. ANTENNA
76. ANTENNA
77. ANTENNA
78. ANTENNA
79. ANTENNA
80. ANTENNA
81. ANTENNA
82. ANTENNA
83. ANTENNA
84. ANTENNA
85. ANTENNA
86. ANTENNA
87. ANTENNA
88. ANTENNA
89. ANTENNA
90. ANTENNA
91. ANTENNA
92. ANTENNA
93. ANTENNA
94. ANTENNA
95. ANTENNA
96. ANTENNA
97. ANTENNA
98. ANTENNA
99. ANTENNA
100. ANTENNA



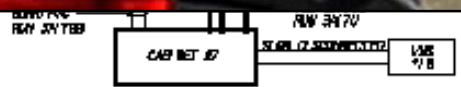
MATCH LINE, SEE SHEET 30460

**TMS MODIFICATION
BLOCK DIAGRAM**

DATE: 08/11/2011
TIME: 08:00 AM



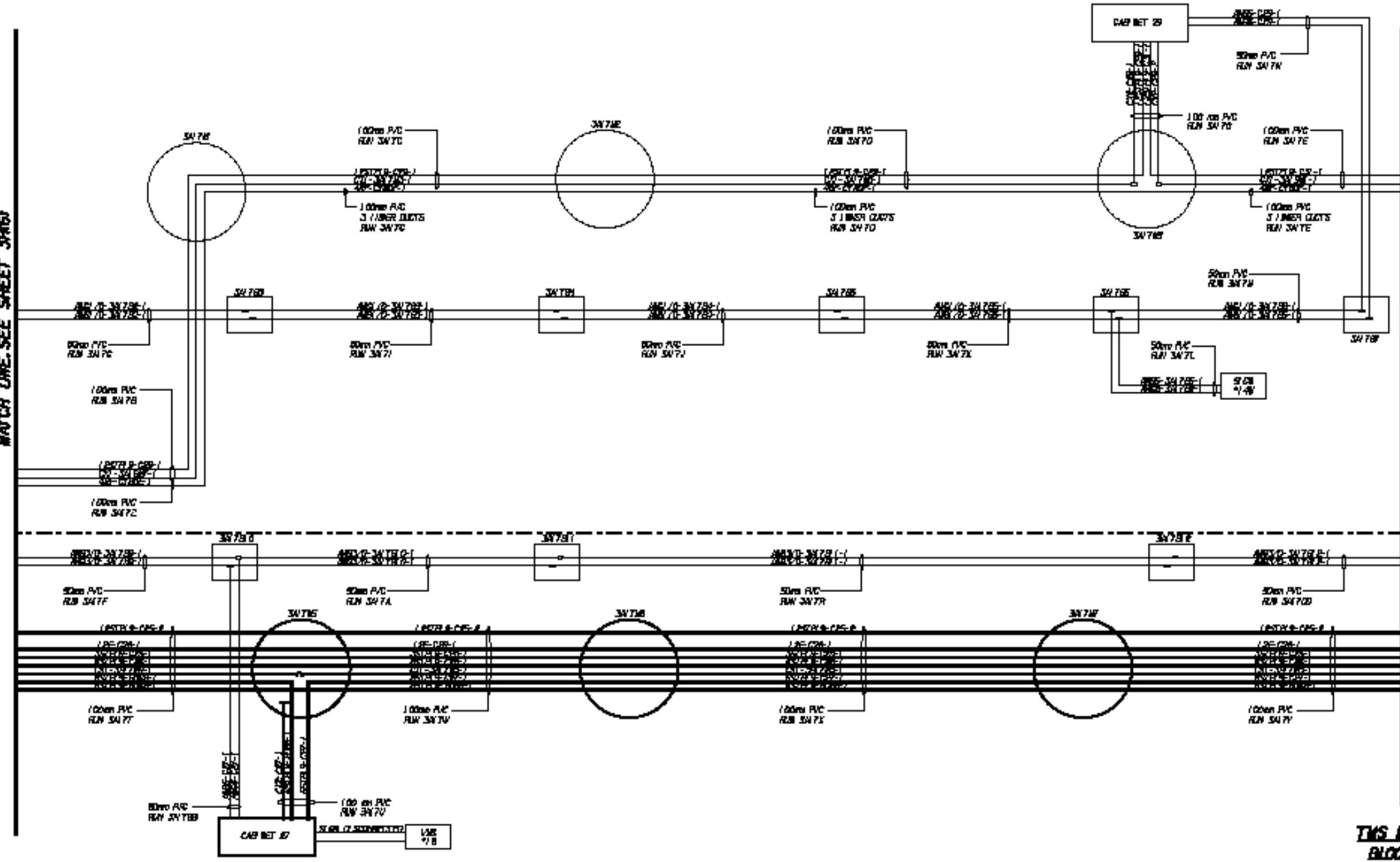
GLDING
FIELD



**TMS MODIFICATION
BLOCK DIAGRAM**

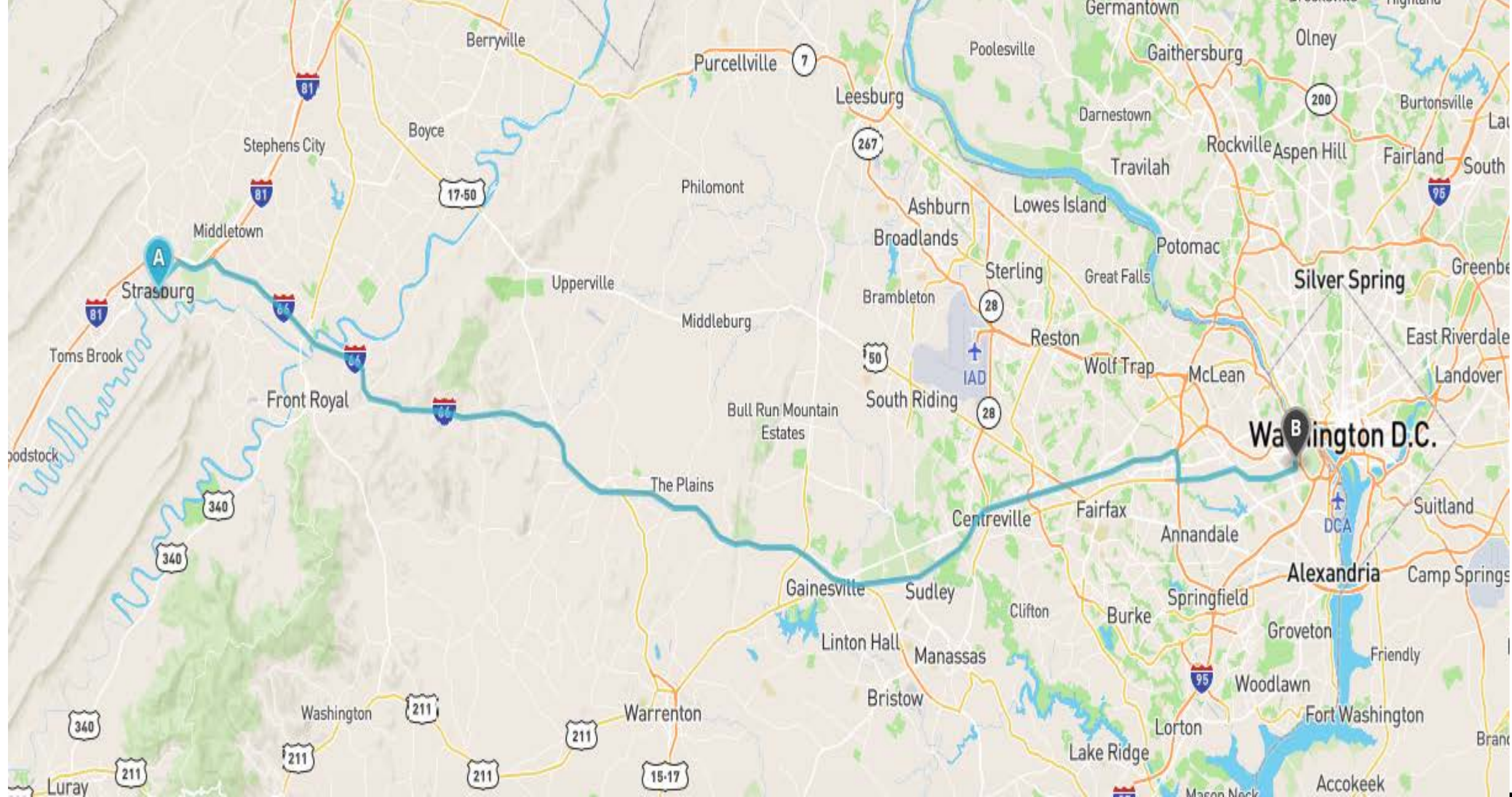
MATCH LINE, SEE SHEET 3A76

MATCH LINE, SEE SHEET 3A78



**TMS MODIFICATION
BLOCK DIAGRAM**

DATE: 11/11/88
BY: J. J. [unreadable]



Copyright © 2008 Google. All rights reserved. Google, the Google logo, and "Don't just travel. Travel Right." are trademarks of Google Inc. All other marks are the property of their respective owners.



RESUME
NORMAL
SPEED

SPEED
LIMIT
55

SPEED
LIMIT
55

SPEED
LIMIT
55

SPEED
LIMIT
55

H

Fairfax
Arlington
Washington

OLD
TRAVEL

TRAVEL

9/13 ATCS

10:00 - 1:00

Truck Platooning Team

2:00 - 5:00 P.M.